


Product Catalog

2025



STAY SAFE OFFSHORE CHOOSE THE RIGHT PRODUCTS

X-904 Offshore Personnel Transfer Device	3
X-1000 Personnel Transfer Device	4
800 Series Offshore Personnel Transfer Nets	7
X-840 STS Dyna.....	8
OSHA Man Baskets	10
Baskets.....	12
Cantilever Basket.....	14
Rotary Hole Cover	15
Multi-Purpose Offshore Bulk Lifter	16
Crew Change Bag	17
Nets	18
Fiberglass Products.....	20
Specialty Products	25
Lines and Ropes	30
Refurbishment.....	35
Stiffy Tools.....	36



Need a Quote today?

Find us at www.billypugh.com or call +1 (361) 884-9351

The new Billy Pugh

A breakthrough in design | X-904 Offshore Transfer Device

Billy Pugh Company's 4 to 12 person transfer device is used to quickly and effectively transport personnel on an off of platforms and drilling rigs. All X-904's are made of a sturdy and very durable aluminum skeleton that encompasses the rider to protect them from falling objects and any side impact that may occur. All models are equipped with quick release safety lanyards to provide safety and give the rider confidence while in transit. The X-904 is built above and beyond standard safety rules and regulations to provide a superior product.

X-904 Offshore Personnel Transfer Device

MODEL	DESCRIPTION	WEIGHT	DIMENSIONS
X-904-4	4 PERSON TRANSFER DEVICE	645 lbs. (292.6 kg)	86" x 86" x 35"
X-904-6	6 PERSON TRANSFER DEVICE	650 lbs. (294.8 kg)	101" x 101" x 35"
X-904-8	8 PERSON TRANSFER DEVICE	660 lbs. (299.4 kg)	101" x 101" x 35"
X-904-10	10 PERSON TRANSFER DEVICE	800 lbs. (362.9 kg)	112" x 112" x 36"
X-904-12	12 PERSON TRANSFER DEVICE	950 lbs. (430.9 kg)	120" x 120" x 32"

* ABS & ABS-Certification Report are available upon request for each.



5 REASONS TO USE THE X-904

1. First and foremost, you want to exit quickly. If you are sitting down there are many things that can go wrong. By standing up with your knees bent you will be able to make a quick exit by taking one step back. Other companies impede on your ability for a quick egress.
2. Other companies want you to sit down and face outward. By facing outward with your eyes on the ocean you lose your equilibrium and your sea legs. The X-904 allows you to face inside and keep your focus on the center pole, which is a fixed object so you are less likely to get sick.
3. Other companies require you to sit down and buckle in. BPC offers a quick release safety lanyard that attaches to your life vest. By using the same technology race car drivers use, you have the ability to unlatch and get out quickly. Because the last thing you want during an offshore transfer it to be buckled in.
4. If you are sitting down you are dependent on a soft landing. There are too many uncontrolled factors like high winds, rough seas, human error, etc. We all know conditions are not always perfect but transfers still need to happen. The X-904 offers you the safest possible transfer.
5. When you are standing up in a circle, you can see how other, more experienced riders are able to use the X-904 in a safe secure manner.

X-1000

Personnel Transfer Device

New innovative safety features

The Billy Pugh Company (BPC) X-1000 Personnel Transfer Device incorporates new innovative safety features following extensive customer engagement to determine what the rider truly values in safety and comfort during transfer. We received clear feedback that "quick egress" was the most important safety feature valued by the rider. Notably, we also learned that riders want to stand during transfers, face inward, with a soft takeoff/landing being very important. We designed the new X-1000 with safety features that can be upgradeable from the current X-904-4 on the market today. We can accommodate the upgrades and retrofit process during the standard 2-year Refurbishment Process.

X-1000 Personnel Transfer Device


MODEL	DESCRIPTION	WEIGHT	DIMENSIONS
X-1000-4	4-PERSON TRANSFER DEVICE W/15' PTL-1 TAG LINE - SWL 1200 lbs. Includes SES-1	776 lbs.	76" x 76" x 68"

* ABS & ABS-Certification Report are available upon request for each.

Product Highlights

- Designed to ABS Certification of Lifting Appliance: Chapter 7 Personnel Transfer Appliances
- Working Load Limit (WLL) of 1,200 lbs. for four riders and luggage
- Self-Righting Flotation System
- Passive Heave Compensation for softer pickup/takeoff
- Individual standing cushions for softer landing
- Enhanced side impact protection on outer perimeter
- Removable suspended seat option for emergency use
- Floor grating for improved viewing of landing for the rider
- Grabline cushions for improved rider comfort
- Accommodates a stretcher in addition to the emergency seat





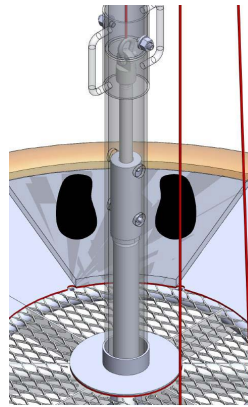
Landing Cushions




Grabline Cushions



Emergency Seat



Passive Heave Compensator



Deck Viewing

Key Design Features

- A Safelink designed Poseidon C-500 Passive Heave Compensator has been incorporated into the center pole and connects to the upper master link in the rigging. This engages during the start of the lift and then transfers the load to the main rigging. This softens the initial take off from the deck and reduces risk of jerking the riders.
- Flotation modules have been added to the upper section of the grablines and top frame to incorporate self-righting floatation without impeding rider egress.
- Expanded metal has been added to the enter of the floor to enable the rider to simply glance down to see the deck approaching during the landing. This makes the rider more prepared for the landing.
- 1" nitrile foam with a non-skid surface has been added to the standing areas providing the rider with a cushion for a softer landing.
- The Emergency Seat is a removable separate product that attaches, via a scissor clamp, to the upper frame of any X-1000 or X-904 model. This gives riders a sitting option in the event of injury or illness, when standing is not advisable.
- The Grabline Cushions provide padding and comfort to the rider. Affix the cushion by wrapping it around the grabline & securing with Velcro at the desired height of the rider.

Storage Cover for Assembled Transfer Device


MODEL	DESCRIPTION	WEIGHT	DIMENSIONS
904P-31	4 PERSON TRANSFER DEVICE	22 lbs (9.9 kg)	18" x 18" x 20"
906P-31	6 PERSON TRANSFER DEVICE	35 lbs (15.9 kg)	18" x 18" x 21"
906P-31	8 PERSON TRANSFER DEVICE	35 lbs (15.9 kg)	18" x 18" x 21"
910P-31	10/12 PERSON TRANSFER DEVICE	44 lbs (20.1 kg)	20" x 20" x 21"

Storage Cover for Unassembled Transfer Device

MODEL	DESCRIPTION	WEIGHT	DIMENSIONS
904P-30	4 PERSON TRANSFER DEVICE	15 LBS. (6.8 KG)	20" X 20" X 24"
906P-30	6 PERSON TRANSFER DEVICE	28 LBS (12.7 KG)	40" X 40" X 45"
906P-30	8 PERSON TRANSFER DEVICE	28 LBS (12.7 KG)	40" X 40" X 45"
910P-30	10/12 PERSON TRANSFER DEVICE	38 LBS (17.2 KG)	45" X 45" X 45"

Storage Box for Transfer Device

MODEL	DESCRIPTION	WEIGHT	DIMENSIONS
904 B-4	4 PERSON TRANSFER DEVICE	376 LBS. (170.5 KG)	94" X 94" X 35"
904 B-6/8	6 & 8 PERSON TRANSFER DEVICE	450 LBS. (204.1 KG)	106" X 106" X 40"



Strong yet Lightweight



Safety without Confinement



Quick and Effective

"The Original" Billy Pugh

Set the standard

The Billy Pugh personnel net has become the industry standard all over the world. It has safely transferred millions of riders over the years and is a symbol of the offshore industry. Many offshore employees remember his or her first ride on a Billy Pugh transfer net. It is almost a rite of passage. There have been many attempts to improve or even replace the personnel net but the basic idea and design is still in use around the world.

X-800 Series Offshore Personnel Transfer Nets

MODEL	DESCRIPTION	WEIGHT	DIMENSIONS - FOLDED
X-870	STANDARD 4 PERSON NET	256 LBS (116.1 KG)	72" X 72" X 16"
X-871	4 PERSON NET FOR ROUGH SEAS	270 LBS (122.5 KG)	72" X 72" X 16"
X-871-6	6 PERSON NET	290 LBS. (131.5 KG)	84" X 84" X 16"
X-871-8	8 PERSON NET	290 LBS. (131.5 KG)	94" X 94" X 18"
X-871-10	10 PERSON NET	500 LBS (226.8 KG)	94" X 94" X 22"
X-871-12	12 PERSON NET	580 LBS (263.1 KG)	126" X 126" X 22"
X-816	4 PERSON NET W/13" LOAD LINE	170 LBS. (77.1 KG)	72" X 72" X 18"
X-840	4 PERSON NET W/60" BOTTOM RING	245 LBS (111.1 KG)	60" X 60" X 16"



Additional Add-ons:

- Air cushion
- Double safety load line
- Storage covers & box - see PNB on page 23
- ABS & ABS Certification Report available upon request



Need a Quote today?

find us at www.billypugh.com or call +1 (361) 884-9351

X-840 STS Dyna

Personnel Transfer Basket Designed for Ship-to-Ship Personnel Transfers

The X-840-STS “Dyna Basket” is specifically designed for Ship-to-Ship (STS) personnel transfers, where crane booms are shorter and landing space is limited. With a smaller footprint and shorter load line, the basket can safely transfer up to four persons per lift. This device benefits personnel transferring between tankers or Lightering Crews up to vessels without relying on Pilot Ladders. Utilizing UV resistant materials and stainless steel, this basket can deliver safe duty for up to four years in the field. Key to this longer life is regular use of the vinyl storage cover which is a required feature of this product.

X-840

MODEL	DESCRIPTION	WEIGHT	DIMENSIONS
X-840-STS-DYNA-ABS	FOR SHIP-TO-SHIP PERSONNEL TRANSFERS 17'3" OVERALL HEIGHT, 60" FOOTPRINT, WLL: 1,200 LBS. COMES WITH 48" SS BOTTOM RING, 3' SS LOAD LINE, ABS & A COVER PACKED IN NET.	145 LBS. (65.7KG)	60" X 60" X 19"





The OSHA Man Basket

Lifting you in the air

Billy Pugh Company's OSHA Man Basket (OMB) is a crane suspended basket used to lift workers into the air. Our baskets provide sufficient room for workers and tools, a safety hand rail, and an access gate that opens inwardly. The OSHA man baskets are built to OSHA standards and are heavy duty steel. These man baskets are used for a variety of applications both on and offshore when a heavy OSHA spec man rider is necessary. Baskets are available in 2 or 4 person models. Test weights for each are also available.

OSHA Man Baskets

MODEL	DESCRIPTION	WEIGHT	DIMENSIONS L X W X H
OMB-1	1 PERSON BASKET - SLING INCLUDED	310 LBS. (140.6 KG)	36" X 36" X 91"
OMB-2	2 PERSON BASKET 4' X 4' X 7' - SLING SOLD SEPARATELY	550 LBS. (249.5 KG)	48" X 48" X 91"
OMB-4	4 PERSON BASKET 6' X 4' X 7' - SLING SOLD SEPARATELY	750 LBS. (340.2 KG)	80" X 48" X 91"
OMB-S	SLING - 5/8" X 6' FOUR LEG WIRE ROPE	58 LBS. (26.3 KG)	48" X 40" X 11"



Baskets to fit every need

Built Tough for Tough Jobs

Professionally engineered to exceed OSHA standards for all your cargo.



Right Basket for the Right job

BPC offers a variety of baskets for the specific job that needs to be done. From personnel work baskets to cargo baskets, you can find the right basket for the job.

Safe. Dependable

BPC baskets are manufactured with safety in mind.



Need a Quote today?

Find us at www.billypugh.com or call +1 (361) 884-9351

Personnel Work Baskets

MODEL	DESCRIPTION	WEIGHT	DIMENSIONS
PWB-2	1-2 PERSONS - (SLING/BRIDLE ASSEMBLY INCLUDED)	118 LBS (53.5 KG)	48" X 48" X 11 1/2"
PWB-4	3-4 PERSONS - (SLING/BRIDLE ASSEMBLY INCLUDED)	129 LBS (58.5 KG)	50" X 50" X 11 1/2"
BRIDLE ASSY	BRIDLE ASSEMBLY FOR PWB-2 & PWB-4	35 LBS (15.9 KG)	28" X 24" X 8"
COVER	COVER FOR THE PWB	10 LBS (4.5 KG)	10" X 10" X 10"

Collapsible Cargo Baskets

MODEL	DESCRIPTION	WEIGHT	DIMENSIONS
X-8CB	W/CABLE PICK UP SLINGS	357 LBS (161.9 KG)	68" X 68" X 23"
X-8CB	W/CHAIN PICK UP SLINGS	397 LBS (44.0 KG)	68" X 68" X 23"
X-8CB	STABILIZER WITH LOAD LINE (OPTIONAL)	41 LBS (18.6 KG)	-
SLING FOR X-8CB	WIRE ROPE/CABLE PICK UP SLING	100 LBS (45.4 KG)	5/8" X 16"
STORAGE COVERS	STORAGE COVER FOR X-8CB	39 LBS (17.7 KG)	28" X 24" X 8"



Personnel Work Basket

PWB-2

The collapsible work basket is a lightweight man basket for applications where OSHA requirement is not applicable.



Collapsible Cargo Basket

X-8CB

Collapsible basket for easy loading of heavy cargo reduces potential for lifting associated injuries and a real space saver.

Derrick Baskets

MODEL	DESCRIPTION	WEIGHT	DIMENSIONS
DB-1	DERRICK BASKET	125 LBS. (56.7 KG)	36" X 36" X 100"
DB-1 SAFETY STRAP	DERRICK BASKET - SAFETY STRAP	2 LBS (1.0 KG)	1" X 5.8"

Rigid Cargo Baskets

MODEL	DESCRIPTION	WEIGHT	DIMENSIONS
343	3' X 4' X 3' STEEL - SLING SOLD SEPARATELY	350 LBS. (158.7 KG)	IN DESCRIPTION
444	4' X 4' X 4' STEEL - SLING SOLD SEPARATELY	475 LBS. (215.5 KG)	IN DESCRIPTION
454	4' X 5' X 4' STEEL - SLING SOLD SEPARATELY	535 LBS. (242.7 KG)	IN DESCRIPTION
643	6' X 4' X 3' STEEL - SLING SOLD SEPARATELY	560 LBS. (254.0 KG)	IN DESCRIPTION
SLING	WIRE ROPE PICK UP SLING	100 LBS (45.4 KG)	PALLET IF BY ITSELF



Derrick Basket

DB-1

The DB-1 Derrick Basket is made for lifting personnel with a lightweight basket and retractable lifeline attached to fall protection harness.



Rigid Cargo Basket

343

Billy Pugh Co. rigid cargo baskets are high quality, galvanized and made for the tough jobs. Rated at 2500 lbs.

Cantilever Basket

Fixed counterweight system

The BPC Cantilever Work Basket (CLB-1000/17) is designed with a fixed counterweight system to reduce risk of human error when dealing with traditional variable water counterweights. At 17 feet in length with 11 feet cantilever reach the CLB-1000/17 can reach many locations a traditional work basket cannot. It maintains a capacity for 1,000 lbs. Working Load Limit with three (3) persons working on the outermost cantilevered section of the basket.

Cantilever Work Baskets

MODEL	DESCRIPTION
CLB-1000/17	CANTILEVER WORK BASKET 17' LONG WITH 11' REACH AND WLL 1,000 LBS. - 750 LBS. ON DECK
CLB-1000/10	CANTILEVER WORK BASKET 10' LONG WITH 6' REACH AND WLL 1,000 LBS. - 750 LBS. ON DECK



Product Highlights

- Designed to ASME B30.23-2022 "Personnel Lifting Systems"
- Working Load Limit (WLL) of 1,000 lbs.
- Fixed counterweight system with inclination testing prior to delivery
- 11 feet of cantilever reach
- Designed for three persons to work in the outermost cantilevered section
- Designed utilizing a Computerized Structural FEA
- Inward opening spring latching door
- 2" steel square tubing design for maximum strength
- Dimensions:
 - Length, structural: 17' 3-1/2" (5.271m)
 - Length, outfitting: 17' 7-3/4" (5.378m)
 - Width, structural: 4' 2" (1.270m)
 - Width, outfitting: 4' 6-1/4" (1.378m)
 - Height: 8' 2" (2.489m)
 - Weight 4,040 lb (1,832 kg)

Rotary Table Hole Cover

Prevent the next Fishing job!

The BPC Rotary Cover is lightweight yet durable. It can easily be deployed around any pipe size to prevent dropped tools in the hole. We love engaging with rigs! Contact Billy Pugh and tell us what Cover will best fit your rig's pipe and Rotary Table.

Rotary Hole Cover

MODEL	DESCRIPTION	WEIGHT	DIMENSIONS
RHC-1	ROTARY HOLE COVER	310 LBS. (140.6 KG)	36" X 36" X 91"



Rotary Hole Cover
RHC-1



BPC Multi-Purpose Offshore Bulk Lifter


Multi-purpose lifting device



The BPC Bulk Offshore Lifter is a multi-purpose lifting device designed specifically for safe handling of Intermediate Bulk Containers (IBC), Flexible Intermediate Bulk Containers (FIBC), and Palletized Loads. The unique design incorporates the concept of "full load containment" for both IBCs and FIBCs. The IBC design protects against potential lateral loading when transporting fluids in totes by having the lift frame swallow the load encapsulating the IBC tote. In FIBC Mode, the lifting frame is designed to allow usage of a simple cargo net that enables dropped object protection in the event FIBC bag handles were to break.

IBC Lifter


MODEL	DESCRIPTION
IBC LIFTER UPPER FRAME WITH RIGGING	LIFT BARS AND FRAME FABRICATION (IF) - FOUR LEG WIRE ROPE MASTER LINK W SUB, WELD-ON EXCAVATOR HOOK, GALVANIZED BOLT TYPE SHACKLE
IBC TOTE BARS 48"	IBC TOTE BARS: 1 SET IS 2, IBC BARS FOR 48"
VERTICAL SLINGS/HOOKS FOR FIBC OR IBC PALLET BAR	1 SET IS 4 SLINGS: 1/2" X 2'7" SLING W THIMBLE EYE & 3/8" HOOK
IBC SOFT SLING, 3" 3-PLY WITH CORDURA COVER	1 SET IS 2 SLINGS: 3" X 9'1" TYPE EETCCC-3-93 POLYESTER REINFORCED TAPERED TWIST EYE SLING 3 PLY FULL BODY CORDURA COVE
59 1/2" DRUM PALLET BARS(4 BARRELS	1 SET IS 2, PALLET BARS FOR 59 1/2" DRUM PALLETS (WILL ACCOMMODATE 4 DRUMS)
1/2" X 4'8" DRUM PALLET SLINGS	1 SET IS 4: 1/2" X 4'8" DRUM PALLET SLINGS W THIMBLE EYE & 3/8" HOOK (LONGER SLINGS TO ACCOMMODATE STANDARD HEIGHT OF 42GAL DRUM.)



IBC "Tote" Mode



FIBC Mode
Dropped Object Protection



Pallet Mode
Dropped Object Protection


Crew Change Bag

Designed for Luggage Transport during Crew Changes

The Crew Change Bag "CCB" product is a lifting device designed for safe lifting and transport of luggage during crew changes. Designed to be water resistant, the Crew Change Bag will protect luggage from the elements and provide for a safe lift to and from a boat. This protection becomes especially important during tropical rainy seasons or from saltwater spray during boat transits. Made of durable no tear vinyl, the bag is both UV and water-resistant. The 2-inch, 2-ply nylon soft slings in a basket configuration provide a large safety factor while also being easily replaceable if damaged.

Cantilever Work Baskets

MODEL	DESCRIPTION
CCB - CREW CHANGE BAG - STANDARD	36" BAG & SLING SET CREW CHANGE BAG WITH 34" X 34" X 3/4" MAT & 2" X 22' NYLON LIFTING SLINGS
CCB - CREW CHANGE BAG - CUSTOM	CUSTOM 42" BAG & SLING SET CREW CHANGE BAG WITH 40" X 40" X 3/4" MAT & 2" X 22" NYLON LIFTING SLINGS



The Nets

Based on the original, but better than ever

Boat Rescue Net

MODEL	DESCRIPTION	WEIGHT	DIMENSIONS
X-544	BOAT RESCUE NET	73 LBS (33.1 KG)	72" X 54" X 24" PACKING DIMS



Boat Rescue Net X-544

The BPC X-544 is a boat davit or crane launched rescue system. Safe and effective for retrieving man overboard operations with the option of not putting a rescue swimmer in harm's way.

Cargo Nets

MODEL	DESCRIPTION	WEIGHT	DIMENSIONS
8' X 8'	6" MESH	45 LBS (20.4 KG)	-
	8" MESH	35 LBS (15.9 KG)	48" X 40" X 13"
	10" MESH	42 LBS (19.1 KG)	28½" X 24" X 15"
	12" MESH	13 LBS (5.9 KG)	-
10' X 10'	6" MESH	61 LBS (27.7 KG)	-
	8" MESH	46 LBS (20.9 KG)	39" X 47" X 14 1/2"
	10" MESH	35 LBS (15.9 KG)	-
	12" MESH	27 LBS (12.3 KG)	48" X 26" X 35"
12' X 12'	6" MESH	85 LBS (38.6 KG)	48" X 40" X 22 3/8"
	8" MESH	84 LBS (38.1 KG)	36" X 27" X 19 1/2"

Custom sizes also available.

Other Nets Available:

- Gangway
- Heli-Deck
- Safety
- Scramble
- V-Door Nets

Please call for quotes.

Need a Quote today?

Find us at www.billypugh.com or call +1 (361) 884-9351

Excellent Protection

Fiberglass products offer excellent protection for your safety equipment.

Extreme Temperatures and Weather?

They are made with high quality, corrosion-resistant material that will hold up in all kinds of weather, chemicals, dust, insects, salt water, UV-rays, and extreme temperatures year round.



Emergency Storage

BPC's fiberglass products are designed to protect equipment such as fire-hoses, fire extinguishers, breathing apparatuses, life jackets, ring buoys, or to satisfy your general storage needs.

High Quality Features

They are manufactured with stainless steel hinges, quick-opening rubber T-latches or stainless latches. Special features include windows and stenciling. Custom orders upon request.



Breathing Apparatus Boxes

MODEL	DESCRIPTION - COLOR: YELLOW	WEIGHT	DIMENSIONS
BAB-1	W/OUT WINDOW 30" X 13 3/4" X 9 3/4"	17 LBS (7.7 KG)	IN DESCRIPTION
BAB-1W	WITH WINDOW 30" X 13 3/4" X 9 3/4"	17 LBS (7.7 KG)	IN DESCRIPTION
BAB-3	W/OUT WINDOW 31 3/4" X 16 3/8" X 11 3/4"	20 LBS (9.1 KG)	IN DESCRIPTION
BAB-3W	WITH WINDOW 31 3/4" X 16 3/8" X 11 3/4"	20 LBS (9.1 KG)	IN DESCRIPTION

Equipment Boxes

MODEL	DESCRIPTION - COLOR: YELLOW	WEIGHT	DIMENSIONS
EB-1	30" X 13 3/4" X 9 3/4"	14 LBS (6.4 KG)	IN DESCRIPTION
EB-3	31 3/4" X 16 3/8" X 11 3/4"	17 LBS (7.7 KG)	IN DESCRIPTION
SHELVES	ADD PER EACH SHELF	1.5 LBS (6.8 KG)	-

Fire Extinguisher Boxes

MODEL	DESCRIPTION - COLOR: RED	WEIGHT	DIMENSIONS
FEB-1	30" X 13 3/4" X 9 3/4"	14 LBS (6.4 KG)	IN DESCRIPTION
FEB-1W	30" X 13 3/4" X 9 3/4"	14 LBS (6.4 KG)	IN DESCRIPTION
FEB-3	31 3/4" X 16 3/8" X 11 3/4"	17 LBS (7.7 KG)	IN DESCRIPTION
FEB-3W	31 3/4" X 16 3/8" X 11 3/4"	17 LBS (7.7 KG)	IN DESCRIPTION



Breathing Apparatus Box
BAB-3



Fire Extinguisher Box
FEB-1W

Fire Fighting Equipment Boxes

MODEL	DESCRIPTION - COLOR: RED	WEIGHT	DIMENSIONS
FFE-5	24 7/8" X 20 5/8" X 21 1/2"	34 LBS (15.4 KG)	IN DESCRIPTION
FFE-10-15	40 1/2 " X 24 1/2 " X 17 1/2"	46 LBS (20.8 KG)	IN DESCRIPTION
FFE-20	35" X 23 7/8" X 29 1/4"	48 LBS (21.8 KG)	IN DESCRIPTION
FFE-25	40 3/8" X 24 1/2 " X 31 3/8"	50 LBS (22.7 KG)	IN DESCRIPTION
FFE-30	48" X 24" X 29 1/2"	83 LBS (37.7 KG)	IN DESCRIPTION
FFE-40	53 3/4" X 44 3/8" X 27"	128 LBS (58.1 KG)	IN DESCRIPTION

Fire Hose Cabinets

MODEL	DESCRIPTION - COLOR: RED	WEIGHT	DIMENSIONS
FHC-200	36" X 32" X 6 1/2"	45 LBS (20.4 KG)	IN DESCRIPTION
FHC-300	34" X 34" X 13"	55 LBS (25.0 KG)	IN DESCRIPTION
FHC-400	44" X 32" X 16"	75 LBS (34.0 KG)	IN DESCRIPTION
WINDOWS	ADD TO CABINET PRICE	17 LBS (7.7 KG)	-

General Purpose Boxes

MODEL	DESCRIPTION	WEIGHT	DIMENSIONS
OBB-200	68" X 38" X 28"	115 LBS (52.2 KG)	IN DESCRIPTION
OBB-300	72 1/2" X 37 5/8" X 35 3/4"	130 LBS (59.0 KG)	IN DESCRIPTION

*Specify color: red, orange, yellow or white



Fire Hose Cabinets
FHC-300

General Purpose Boxes
OBB-300

Life Preserver Boxes

MODEL	DESCRIPTION - COLOR: ORANGE	WEIGHT	DIMENSIONS
LPB-5	24 7/8" X 20 5/8" X 21 1/2"	34 LBS (15.4 KG)	IN DESCRIPTION
LPB-10-15	40 1/2 " X 24 1/2 " X 17 1/2 "	46 LBS (20.9 KG)	IN DESCRIPTION
LPB-20	35" X 23 7/8" X 29 1/4"	48 LBS (21.8 KG)	IN DESCRIPTION
LPB-25	40 3/8" X 24 1/2 " X 31 3/8"	50 LBS (22.7 KG)	IN DESCRIPTION
LPB-30	48" X 24" X 29 1/2"	83 LBS (37.7 KG)	IN DESCRIPTION
LPB-40	53 3/4" X 44 3/8" X 27"	128 LBS (58.1 KG)	IN DESCRIPTION

Replacement Parts and Brackets For Fiberglass Boxes

MODEL	DESCRIPTION	WEIGHT	DIMENSIONS
BRACKETS	DECK, RAIL OR WALL MOUNTS	-	-
"T" LATCHES	LARGE RUBBER "T" LATCHES FOR ANY BOX	1 LBS. (.45 KG)	-

Personnel Net Boxes

MODEL	DESCRIPTION	WEIGHT	DIMENSIONS
PNB-1-4	PERSONNEL NET BOX (4 PERSON NET)	150 LBS (68.0 KG)	78" X 78" X 20"
PNB-1-6	PERSONNEL NET BOX (6 PERSON NET)	200 LBS (90.7 KG)	90" X 90" X 18"
PNB-1-8	PERSONNEL NET BOX (8 PERSON NET)	250 LBS (113.4 KG)	102" X 102" X 25"
PNB-1-10	PERSONNEL NET BOX (10 PERSON NET)	-	-
PNB-1-12	PERSONNEL NET BOX (12 PERSON NET)	-	-



Life Preserver Box
LFB-5



Personnel Net Box
PNB-1-4

Ring Buoy Boxes

MODEL	DESCRIPTION - COLOR: ORANGE	WEIGHT	DIMENSIONS
RBB-30	W/OUT WINDOW (36" X 32" X 6 1/2")	45 LBS (20.4 KG)	IN DESCRIPTION
RBB-30W	WITH WINDOW (36" X 32" X 6 1/2") SPECIFY	45 LBS (20.4 KG)	IN DESCRIPTION
MOUNT KIT	WALL OR HAND RAIL - ALUMINUM	5 LBS (2.3 KG)	32" X 28" X 3"

Storage Lockers

MODEL	DESCRIPTION	WEIGHT	DIMENSIONS
SL-1	35 3/4" X 23 3/4" X 77 1/4"	130 LBS (59.0 KG)	IN DESCRIPTION

*Specify color: red, orange & yellow

Storage Lockers

MODEL	DESCRIPTION	WEIGHT	DIMENSIONS
SS-1 - EMPTY W/VENTS ON THE SIDE	84" X 68" X 30"	130 LBS (59.0 KG)	IN DESCRIPTION

Utility Boxes

MODEL	DESCRIPTION	WEIGHT	DIMENSIONS
UB-1	11" X 10" X 12"	9 LBS (4.1 KG)	IN DESCRIPTION
UB-2	16" X 12" X 13"	14 LBS (6.4 KG)	IN DESCRIPTION



Utility Box
UB-1



Ring Buoy Box
RBB-30



Storage Locker
SL-1

Specialty Products

A variety of specialty products from rings buoys to work vests.

Work Vest, Type V, Vinyl Dipped, USCG Approved

MODEL	DESCRIPTION	WEIGHT	DIMENSIONS
WVO-50	WORK VEST REFLECTIVE TAPE PER VEST - CAN BE ADDED	30 LBS. (13.6 KG) - PER 15/EACH BOX	15 PER BOX DIMS 24"L X 24"W X 21"H



Work Vest
WVO-50

Life Boat Accessories

MODEL	DESCRIPTION	WEIGHT	DIMENSIONS
COVERS	LF-6	10 LBS (4.5 KG)	-
	LF-12	14 LBS (6.4 KG)	-
LIGHTS	ACR SM-5	5 LBS (2.3 KG)	15" X 4 1/2" X 4 1/2"
PADDLES	5' PADDLES	4 LBS (1.8 KG)	60" X 6 1/4" X 1 1/2"
ROPE REELS	RR-150 (150' X 5/8" POLY PRO)	28 LBS (12.7 KG)	26"L X 12"W X 14 1/2"H
	RR-250 (250' X 5/8" POLY PRO)	37 LBS (16.8 KG)	26"L X 14"W X 16 1/2"H



Rope Reels
RR-150

Life Ring Buoy – USCG (No Tape) – 30"

MODEL	DESCRIPTION	WEIGHT	DIMENSIONS
A-301-USCG	1-15 QUANTITY/5 PER BOX	38 LBS (17.2 KG) - PER BOX OF 5	31" X 31" X 21 1/4" - EACH BOX OF 5
	16-70 QUANTITY/5 PER BOX	38 LBS (17.2 KG) - PER BOX OF 5	31" X 31" X 21 1/4" - EACH BOX OF 5
	71-140 QUANTITY/5 PER BOX	38 LBS (17.2 KG) - PER BOX OF 5	31" X 31" X 21 1/4" - EACH BOX OF 5
	141 OR MORE/5 PER BOX	38 LBS (17.2 KG) - PER BOX OF 5	31" X 31" X 21 1/4" - EACH BOX OF 5

Life Ring Buoy – SOLAS (w/Tape) – 30"

MODEL	DESCRIPTION	WEIGHT	DIMENSIONS
A-301-SOLAS	1-15 QUANTITY/5 PER BOX	38 LBS (17.2 KG) - PER BOX OF 5	31" X 31" X 21 1/4" - EACH BOX OF 5
	16-70 QUANTITY/5 PER BOX	38 LBS (17.2 KG) - PER BOX OF 5	31" X 31" X 21 1/4" - EACH BOX OF 5
	71-140 QUANTITY/5 PER BOX	38 LBS (17.2 KG) - PER BOX OF 5	31" X 31" X 21 1/4" - EACH BOX OF 5
	141 OR MORE/5 PER BOX	38 LBS (17.2 KG) - PER BOX OF 5	31" X 31" X 21 1/4" - EACH BOX OF 5



Life Ring Buoy
A-301-USCG



Life Ring Buoy
A-301-SOLAS



Rescue Ring
RR-30

Ring Buoy Accessories

MODEL	DESCRIPTION	WEIGHT	DIMENSIONS
RING BUOY COVER	COVER FOR RING BUOY	2 LBS. (0.9 KG)	DIAMETER IS 33"
LIFE LINE	3/8" POLY PRO LIFE LINE - BLACK	-	
	1/2" POLY PRO LIFE LINE - BLACK	-	
	SET UP CHARGE TO FASTEN/SPLICE ROPE TO BUOY - PER LIFE LINE	-	
LIGHTS	ACR SM-5 AUTOMATIC CREW-OVERBOARD MARKER STROBE LIGHT	5 LBS. (2.3 KG)	15" X 4 1/2" X 4 1/2"
RING BUOY BOX	RBB-30 - SEE FIBERGLASS		

Rescue Ring


MODEL	DESCRIPTION	WEIGHT	DIMENSIONS
RR-30	30" RESCUE RING	8 LBS (3.6 KG)	30" X 30" X 4 1/4"

Safety Lanyards

MODEL	DESCRIPTION	WEIGHT	DIMENSIONS
SLC-2	1/4" GALV CABLE, SNAP ON EACH END		
	25' LONG	-	1/4"DIA X 25'L
	50' LONG	-	1/4"DIA X 50'L
	100' LONG	-	1/4"DIA X 100'L
SLC-2C	1/4" GALV COATED CABLE, SNAP ON EACH END		
	25' LONG	-	1/4"DIA X 25'L
	50' LONG	-	1/4"DIA X 50'L
	100' LONG	-	1/4"DIA X 100'L
	150' LONG	-	1/4"DIA X 150'L



Helicopter Stretcher
B-206



Wire Stretcher w/Accessories
S-1

Stretchers


MODEL	DESCRIPTION	WEIGHT	DIMENSIONS
B-206	LITTER WITH STRAPS, BLANKET & BAG FOR BELL 206	20 LBS (9.1 KG)	75" X 16" X 7"
S-1	STOKES STEEL LITTER WITH STRAPS	28 LBS (12.7 KG)	83" X 25" X 9"

Stretcher Accessories

MODEL	DESCRIPTION	WEIGHT	DIMENSIONS
FC-206	FLOTATION COLLAR FOR BELL-206	5 LBS (2.3 KG)	61" X 28" X 5"
FC-S1	FLOATATION COLLAR FOR STOKES - STEEL LITTER	4 LBS (1.8 KG)	61" X 28" X 5"
PU-B	PICK-UP BRIDLE FOR S-1 STOKES & BELL-206	3 LBS (1.4 KG)	1" X 8'
DB	DISPOSABLE BLANKET FOR STOKES STRETCHERS	1 LBS (0.45 KG)	54" X 80"
S-4	STRAPS TO HOLD PERSON IN STOKES LITTER - 4 PER SET	1 LBS (0.45 KG)	5' X 2"
C-S1	COVER FOR STOKES LITTER	2 LBS (0.9 KG)	84" X 24" X 9"

Safety Pipe Hooks

MODEL	DESCRIPTION	WEIGHT	DIMENSIONS
SPH-03	1 1/2" MOUTH OPENING, 5000# SWL , 1 1/8" THROAT OPENING	12 LBS (5.4 KG)	11" X 8 1/4" X 2 1/2"
SPH-04	2" MOUTH OPENING, 7500# SWL, 1 1/4" THROAT OPENING	14 LBS (6.4 KG)	13 1/4" X 10 1/4" X 1"
SPH-05	2 3/8" MOUTH OPENING, 14,000 SWL, 1 5/8" THROAT OPENING	21 LBS (9.5 KG)	-
DTP-002	PIPE HOOK	22 LBS (10.0 KG)	12" X 9 1/2" X 1"
DTP-002N	PIPE HOOK	25 LBS (11.3 KG)	15" X 9 3/4" X 3"



Safety Pipe Hooks
SPH-03

Designed to grip pipe or casing for hands free operation.

Wind Socks

MODEL	DESCRIPTION	WEIGHT	DIMENSIONS
WS-18	18" WINDSOCKS - ORANGE, 12 OZ PAK CLOTH - NYLON, 16 BRASS GROMMETS	1 LBS (0.5 KG)	18" DIA X 60"L X 9" DIA
WS-18B	BRACKET FOR WS-18	5 LBS (2.3 KG)	18" X 1/2" X 30"
WS-BE	EXTENDED BRACKET FOR WS-18, 3/8" GALV ROD	10 LBS (4.5 KG)	18" X 18" X 30"
WS-B117	BRACKET WITH LIGHT ON TOP, 1" GALV PIPE - SHCH 40 10' LONG, RED PLASTIC LENS - 12 VOLTS	50 LBS (22.7 KG)	-

* Custom wind socks available upon request.



Wind Sock
WS-18



Rope Ladders
R1-N

Rope Ladders

MODEL	DESCRIPTION	WEIGHT	DIMENSIONS
WRN-18-14	OAKWOOD RUNGS (2" X 2" X 18")	1.49 LBS/FT (0.5 KG)	-
R1-N	OAKWOOD RUNGS (1" X 4 1/2" X 20")	2.5 LBS/FT (1.13KG)	-
OPTIONAL	CARABINER (2 PER LADDER)	1.9 LBS. (.86KG)	8 1/2" X 5" X 1/2"

Chain/Wire Ladders

MODEL	DESCRIPTION	WEIGHT	DIMENSIONS
W-1	ALUMINUM ROUND RUNG (1 1/2" X 20")	-	-
W-1S	SAME AS W-1 W/6" ROUND ALUM DISC "STAND OFFS"	-	-
C-1	FLEXIBLE ALUMINUM ROUND RUNGS LADDER (1 1/2" X 20")	-	-
C-1S	SAME AS C-1 W/6" ROUND ALUMINUM DISC "STAND OFFS" EVERY OTHER RUNG	-	-
OPTIONAL	CARABINER (2 PER LADDER)	1.9 LBS. (.86KG)	8 1/2" X 5" X 1/2"

Need a Quote today?

Find us at www.billypugh.com or call +1 (361) 884-9351

Lines and Ropes

Don't get yourself into a knot.

All rope can be customized.

Containerized Fast Throw Lines

MODEL	DESCRIPTION	WEIGHT	DIMENSIONS
CFTL-1	100' X 1/4" POLY PRO	4 LBS. (1.8 KG)	5" X 5" X 9"
CFTL-2	150' X 1/4" POLY PRO	5 LBS. (2.3 KG)	5" X 5" X 12 1/2"
CFTL-3	100' X 3/8" POLY PRO	9 LBS. (4.1 KG)	7 1/2" X 7 1/2" X 11 1/2"
CFTL-4	150' X 3/8" POLY PRO	11 LBS. (5.0 KG)	7 1/2" X 7 1/2" X 16 3/4"
CFTL-5	300' X 3/8" POLY PRO	20 LBS. (9.1 KG)	9 1/2" X 9 1/2" X 15 1/2"
CFTL-6	150' X 3/8" NYLON	13 LBS. (5.9 KG)	7 1/2" X 7 1/2" X 16 3/4"
CFTL-7	250' X 1/2" NYLON	28 LBS. (12.7 KG)	9 1/2" X 9 1/2" X 19 1/2"

Tag Lines - CTL-1

DESCRIPTION	WEIGHT	DIMENSIONS
10' - 5/8" NO DIP, NO WRAPPING, SS THIMBLE EYE ON ONE END (DOES NOT CONFORM TO API STANDARDS)	3 LBS (1.4 KG)	-
15' - 5/8" NO DIP, NO WRAPPING, SS THIMBLE EYE ON ONE END (DOES NOT CONFORM TO API STANDARDS)	3 1/2 LBS (1.6 KG)	-
20' - 5/8" NO DIP, NO WRAPPING, SS THIMBLE EYE ON ONE END (DOES NOT CONFORM TO API STANDARDS)	4 LBS (1.8 KG)	-
25' - 5/8" NO DIP, NO WRAPPING, SS THIMBLE EYE ON ONE END (DOES NOT CONFORM TO API STANDARDS)	4 1/2 LBS (2.0 KG)	-
30' - 5/8" NO DIP, NO WRAPPING, SS THIMBLE EYE ON ONE END (DOES NOT CONFORM TO API STANDARDS)	5 LBS (2.3 KG)	-
35' - 5/8" NO DIP, NO WRAPPING, SS THIMBLE EYE ON ONE END (DOES NOT CONFORM TO API STANDARDS)	5 1/2 LBS (2.5 KG)	-
40' - 5/8" NO DIP, NO WRAPPING, SS THIMBLE EYE ON ONE END (DOES NOT CONFORM TO API STANDARDS)	6 LBS (2.7 KG)	-
50' - 5/8" NO DIP, NO WRAPPING, SS THIMBLE EYE ON ONE END (DOES NOT CONFORM TO API STANDARDS)	7 LBS (3.2 KG)	-
CARABINEER - ALL TAG LINES CAN ACCOMMODATE A CARABINEER		



Containerized Fast Throw Line
CFTL-1



Tag Line
CTL-1

Tag Lines - PTL-1

DESCRIPTION	WEIGHT	DIMENSIONS
10' - 1 1/2" OVERALL DIAMETER, DIPPED, WRAPPED, STAINLESS STEEL THIMBLE EYE ON ONE END (CONFORMS TO API STANDARDS)	6 LBS (2.7 KG)	16" X 16" X 4"
15' - 1 1/2" OVERALL DIAMETER, DIPPED, WRAPPED, STAINLESS STEEL THIMBLE EYE ON ONE END (CONFORMS TO API STANDARDS)	7 LBS (3.2 KG)	19" X 17" X 4"
20' - 1 1/2" OVERALL DIAMETER, DIPPED, WRAPPED, STAINLESS STEEL THIMBLE EYE ON ONE END (CONFORMS TO API STANDARDS)	11 LBS (5.0 KG)	19" X 16" X 6"
25' - 1 1/2" OVERALL DIAMETER, DIPPED, WRAPPED, STAINLESS STEEL THIMBLE EYE ON ONE END (CONFORMS TO API STANDARDS)	15 LBS (6.8 KG)	8" X 8" X 8"
30' - 1 1/2" OVERALL DIAMETER, DIPPED, WRAPPED, STAINLESS STEEL THIMBLE EYE ON ONE END (CONFORMS TO API STANDARDS)	18 LBS (8.2 KG)	16" X 16" X 10"
35' - 1 1/2" OVERALL DIAMETER, DIPPED, WRAPPED, STAINLESS STEEL THIMBLE EYE ON ONE END (CONFORMS TO API STANDARDS)	21 LBS (9.5 KG)	16" X 16" X 12"
40' - 1 1/2" OVERALL DIAMETER, DIPPED, WRAPPED, STAINLESS STEEL THIMBLE EYE ON ONE END (CONFORMS TO API STANDARDS)	24 LBS (10.9 KG)	17" X 16" X 13"
50' - 1 1/2" OVERALL DIAMETER, DIPPED, WRAPPED, STAINLESS STEEL THIMBLE EYE ON ONE END (CONFORMS TO API STANDARDS)	28 LBS (12.7 KG)	18" X 16" X 14"
CARABINEER - ALL TAG LINES CAN ACCOMMODATE A CARABINEER		

Rigid Tag Lines

Conforms to API Standards

MODEL	DESCRIPTION	WEIGHT	DIMENSIONS
RPTL-1	10' - 1 1/4" OVERALL DIAMETER, DIPPED, WRAPPED, STAINLESS STEEL ROD EYE	5 LBS (2.3 KG)	-
	15' - 1 1/4" OVERALL DIAMETER, DIPPED, WRAPPED, STAINLESS STEEL ROD EYE	8 LBS (3.6 KG)	-
	20' - 1 1/4" OVERALL DIAMETER, DIPPED, WRAPPED, STAINLESS STEEL ROD EYE	9 LBS (4.1 KG)	-
	25' - 1 1/4" OVERALL DIAMETER, DIPPED, WRAPPED, STAINLESS STEEL ROD EYE	11 LBS (5.0 KG)	-
	30' - 1 1/4" OVERALL DIAMETER, DIPPED, WRAPPED, STAINLESS STEEL ROD EYE	13 LBS (5.9 KG)	-
	35' - 1 1/4" OVERALL DIAMETER, DIPPED, WRAPPED, STAINLESS STEEL ROD EYE	15 LBS (6.8 KG)	-
	40' - 1 1/4" OVERALL DIAMETER, DIPPED, WRAPPED, STAINLESS STEEL ROD EYE	17 LBS (7.7 KG)	-
	50' - 1 1/4" OVERALL DIAMETER, DIPPED, WRAPPED, STAINLESS STEEL ROD EYE	21 LBS (9.5 KG)	-
CARABINEER	ALL TAG LINES CAN ACCOMMODATE A CARABINEER		



Tag Line
PTL-1



Rigid Tag Line
RPTL-1

The “Original” Billy Pugh Tangle Resistant Tagline

First of its kind

The BPC Tangle Resistant Tag Line was the first of its kind when it was introduced over 25 years ago. Over the years it has become the industry standard helping companies achieve safe “Hands Free” cargo lifting. Due to their unique construction, our taglines are highly resistant to wrapping. This would include personnel, railings, or anything that the tagline comes in proximity to during the lift. Taglines make it much safer for the worker and crane operator to manipulate the load while keeping people at a safe distance from suspended loads. Billy Pugh Company’s taglines are made of polyester yarn rope and dipped in liquid polyurethane which saturates the rope to make it the most durable tagline available in the market. Incorporating horizontal wraps also provides a non non-slip gripping surface regardless of whether it is wet or dirty. Our taglines are highly resistant to wrapping (due to their unique construction) or catching on pinch points as they have no knots or raised areas. They are also far less affected by deterioration from UV rays because of their urethane coatings.

1” Diameter Tag Line

MODEL	DESCRIPTION
SDTG-1	10' - 1" OVERALL DIAMETER
	15' - 1" OVERALL DIAMETER
	20' - 1" OVERALL DIAMETER
	25' - 1" OVERALL DIAMETER
	30' - 1" OVERALL DIAMETER
	35' - 1" OVERALL DIAMETER
	40' - 1" OVERALL DIAMETER
	45' - 1" OVERALL DIAMETER
	50' - 1" OVERALL DIAMETER
	55' - 1" OVERALL DIAMETER
	60' - 1" OVERALL DIAMETER
	65' - 1" OVERALL DIAMETER
	70' - 1" OVERALL DIAMETER
	75' - 1" OVERALL DIAMETER
	80' - 1" OVERALL DIAMETER
	1/2" CENTER ROPE, WRAPPED WITH 5/16" NYLON ROPE, DIPPED, 1/2" 304 STAINLESS STEEL THIMBLE EYE ON ONE END (CONFORMS TO API STANDARDS)

Accessories


MODEL	DESCRIPTION
CARABINEER	ALL TAG LINES CAN ACCOMMODATE A CARABINEER - STEEL SELF LOCKING GATE 3600 - THROAT OPENING OF 1 3/16 IN. PLEASE MAKE NOTE ON THE PO IF YOU WANT THESE ATTACHED TO THE TAG LINES.
REBAR HOOK	FORGED STEEL, GATE OPENING 2-1/2" BREAKING LOAD 5,000 LBS. - BUILT INTO THE ROPE.



1" Diameter Tag Line
SDTG-1



Carabineer



Rebar Hook

Swing Ropes

MODEL	DESCRIPTION	WEIGHT	DIMENSIONS
SWING ROPE	15' - 1 1/2" IN DIAMETER BETWEEN KNOTS, 3/4" SSR 1200-3 ROPE, 3/4" SS THIMBLE, 3/8" NYLON WRAP BETWEEN KNOTS DIPPED IN POLYURETHANE, (MAXIMUM 5 KNOTS, 2' APART)	7 LBS. (3.2 KG)	-
	25' - 1 1/2" IN DIAMETER BETWEEN KNOTS, 3/4" SSR 1200-3 ROPE, 3/4" SS THIMBLE, 3/8" NYLON WRAP BETWEEN KNOTS DIPPED IN POLYURETHANE, (MAXIMUM 5 KNOTS, 2' APART)	8 3/4 LBS. (3.9KG)	-
	35' - 1 1/2" IN DIAMETER BETWEEN KNOTS, 3/4" SSR 1200-3 ROPE, 3/4" SS THIMBLE, 3/8" NYLON WRAP BETWEEN KNOTS DIPPED IN POLYURETHANE, (MAXIMUM 5 KNOTS, 2' APART)	11 LBS. (5.0 KG)	-
	45' - 1 1/2" IN DIAMETER BETWEEN KNOTS, 3/4" SSR 1200-3 ROPE, 3/4" SS THIMBLE, 3/8" NYLON WRAP BETWEEN KNOTS DIPPED IN POLYURETHANE, (MAXIMUM 5 KNOTS, 2' APART)	13 LBS. (5.9 KG)	-
	50' - 1 1/2" IN DIAMETER BETWEEN KNOTS, 3/4" SSR 1200-3 ROPE, 3/4" SS THIMBLE, 3/8" NYLON WRAP BETWEEN KNOTS DIPPED IN POLYURETHANE, (MAXIMUM 5 KNOTS, 2' APART)	14 LBS. (6.4 KG)	-

Swing Ropes

MODEL	DESCRIPTION	WEIGHT	DIMENSIONS
1 1/4 P-K1	1 1/4" POLY PRO, KNOTS 1' APART 1 1/2"GALVANIZED STEEL THIMBLE EYE ON ONE END AND LOSE ON THE OTHER.		DEPENDENT ON LENGTH
1 1/4 P-K1.5	1 1/4" POLY PRO, KNOTS 1 1/2' APART 1 1/2" GALVANIZED STEEL THIMBLE EYE ON ONE END AND LOSE ON THE OTHER.	.49/FT.	DEPENDENT ON LENGTH
1 1/4 P-K2	1 1/4" POLY PRO, KNOTS 2' APART 1 1/2 " GALVANIZED STEEL THIMBLE EYE ON ONE END AND LOSE ON THE OTHER.	.44/FT	DEPENDENT ON LENGTH
1 1/4 P-K3	1 1/4" POLY PRO, KNOTS 3' APART 1 1/2" GALVANIZED STEEL THIMBLE EYE ON ONE END AND LOSE ON THE OTHER.	.39/FT	DEPENDENT ON LENGTH
1 1/4 P-K5	1 1/4" POLY PRO, KNOTS 5' APART 1 1/2" GALVANIZED STEEL THIMBLE EYE ON ONE END AND LOSE ON THE OTHER.	.32/FT	DEPENDENT ON LENGTH
1 1/2 P-K2	1 1/2" POLY PRO, KNOTS 2' APART 1 1/2" GALVANIZED STEEL THIMBLE EYE ON ONE END AND LOSE ON THE OTHER.		DEPENDENT ON LENGTH
1 1/2 P-K3	1 1/2" POLY PRO, KNOTS 3' APART 1 1/2" GALVANIZED STEEL THIMBLE EYE ON ONE END AND LOSE ON THE OTHER.		DEPENDENT ON LENGTH
1 1/2 P-K5	1 1/2" POLY PRO, KNOTS 5' APART 1 1/2" GALVANIZED STEEL THIMBLE EYE ON ONE END AND LOSE ON THE OTHER.	.45/FT	DEPENDENT ON LENGTH
CUSTOM 1P-K1	1" POLY PRO, KNOTS 1' APART 1" GALVANIZED STEEL THIMBLE EYE ON ONE END AND LOSE ON THE OTHER.		DEPENDENT ON LENGTH
CUSTOM 1P-K2	1" POLY PRO, KNOTS 2' APART 1" GALVANIZED STEEL THIMBLE EYE ON ONE END AND LOSE ON THE OTHER.		DEPENDENT ON LENGTH
CUSTOM 1P-K3	1" POLY PRO, KNOTS 3' APART 1" GALVANIZED STEEL THIMBLE EYE ON ONE END AND LOSE ON THE OTHER.		DEPENDENT ON LENGTH
CUSTOM 1P-K5	1" POLY PRO, KNOTS 5' APART 1" GALVANIZED STEEL THIMBLE EYE ON ONE END AND LOSE ON THE OTHER.	.27/FT	DEPENDENT ON LENGTH
1M-K2	1" MANILA (NATURAL FIBER), KNOTS 2' APART GALVANIZED STEEL THIMBLE EYE ON ONE END AND LOSE ON THE OTHER.	.43/FT	DEPENDENT ON LENGTH
1 1/4M-K-1	1 1/4" MANILA (NATURAL FIBER), KNOTS 1' APART GALVANIZED STEEL THIMBLE EYE ON ONE END AND LOSE ON THE OTHER.		DEPENDENT ON LENGTH
1 1/4M-K-3	1 1/4" MANILA (NATURAL FIBER), KNOTS 3' APART GALVANIZED STEEL THIMBLE EYE ON ONE END AND LOSE ON THE OTHER. .39/FT		DEPENDENT ON LENGTH
1 1/4M-K-5	1 1/4" MANILA (NATURAL FIBER), KNOTS 5' APART GALVANIZED STEEL THIMBLE EYE ON ONE END AND LOSE ON THE OTHER. .32/FT		DEPENDENT ON LENGTH



Swing Rope



Escape and Knotted Rope



Manila Escape and Knotted Rope

Need a refurbishment?

Find a certified refurbishment company at

www.bilypugh.com

Learn more at
www.bilypugh.com



Stiffy Snare Tool

Get a firm grip on suspended pipe loads with the Stiffy Snare Tool.

Its innovative design lets you safely snare and guide pipes to their destination, keeping your hands out of harm's way. No more struggling with cumbersome ropes or risking injury from manual handling. Upgrade your pipe handling practices with the Stiffy Snare Tool.

MODEL	LENGTH	CAPACITY	WEIGHT
NST-24	24"	9"-13"	2.75 LBS
NST-36	36"	2.5"-13"	3 LBS
NST-48	48"	2.5"-15.5"	3.25 LBS
NST-60	60"	2.5"-21"	3.75 LBS

CUSTOM CABLE LENGTHS AVAILABLE UPON REQUEST

Additional Info:

- Non-kinking Polyurethane Cable
- Over 600 lb Pull Capacity
- Designed for Industrial Use
- Built with Non-corrosive Materials



Drop Prevention Ring



Slide Grip Assembly



Tool Head



Releasable Loop



Lock Lever



OPERATING INSTRUCTIONS

POLYURETHANE
CABLE



Using Tool with Closed Loop

1. Slide polyurethane cable over end of load
2. Grip slide handle
3. Depress slide lock button
4. Slide grip towards butt cap to tighten polyurethane tube to load
5. Guide load to desired location
6. Depress slide lock button and slide grip forward towards load, to release polyurethane cable
7. Slide polyurethane cable off end of load

Releasing Polyurethane Cable

1. Grab slide handle, press slide lock button, slide handle forward to release tension on cable
2. Pivot release knob locking lever, depress and turn release knob clockwise
3. Press release and pull back on tool, cable will release from head

CABLE INSERT
LOCATION



RELEASE
KNOB

SLIDE LOCK
BUTTON



LOCKING
LEVER



Re-inserting Polyurethane Cable

1. Grab slide handle, press slide lock button and slide handle to top of shaft
2. Insert polyurethane cable into tool head (marked on side of tool head). Push in until it clicks. Depress and turn counter clockwise to locked position, pivot release knob locking lever down towards release knob
3. Tool is now ready to work



SHT2 Push/Pull Tool

Our most popular tool.

Safely guide suspended loads or reach for tag lines and rigging. Each SHT2 is enhanced with a Carbon Fiber sleeve on the neck where the tooling head is mounted. This increases the tool's strength significantly.

MODEL	DESCRIPTION	OVERALL LENGTH	WEIGHT
SHH	HANDY HOOK	29"	2.5 LBS
SHT2-42	42" D-HANDLE PUSH/PULL TOOL	43"	2.75 LBS
SHT2-50	50" D-HANDLE PUSH/PULL TOOL	52"	3 LBS
SHT2-72	72" HANDLE PUSH/PULL TOOL	81"	3.75 LBS

RATINGS: LOAD TESTING - STATIC PULL = 400 LBS. / COMPRESSION = 600 LBS. OUR TOOLS ARE NOT LIFTING/LOAD BEARING TOOLS, SWL CERT NOT REQUIRED. MAJOR COMPONENTS TESTED TO ASTM STANDARDS. SEEKING NOPSA (AU) REVIEW.

MADE IN USA.

Additional Info:

- Push/Pull Hooks on Y-head
- Graphite Reinforced Head Joint
- Extreme Temperature Durable Head
- Reflective Tape
- Safety Yellow Fiberglass Reinforced Pipe
- Large Protective Hand Grip
- Reflective Label



D-Handle



Protective Hand Grip



Nylon Reinforced
Y-Head



SHT3 Push/Pull Tool

Safely guide suspended loads or reach for tag lines and rigging.

Each SHT3 is enhanced with a Carbon Fiber sleeve on the neck where the tooling head is mounted. This increases the tool's strength significantly. The tapped end of our type 3 tool's internally threaded plug enables the use of our lap link and other specialty tools with the original push/pull head.

MODEL	DESCRIPTION	OVERALL LENGTH	WEIGHT
SHT3-42	42" TAPPED HANDLE PUSH/PULL TOOL	37-1/4"	2.5 LBS
SHT3-50	50" TAPPED HANDLE PUSH/PULL TOOL	45-1/2"	2.75 LBS
SHT3-72	72" TAPPED HANDLE PUSH/PULL TOOL	81"	4 LBS

SITE SPECIFIC SOLUTIONS AVAILABLE ON REQUEST.

RATINGS: LOAD TESTING - STATIC PULL = 400 LBS. / COMPRESSION = 600 LBS. OUR TOOLS ARE NOT LIFTING/LOAD BEARING TOOLS, SWL CERT NOT REQUIRED. MAJOR COMPONENTS TESTED TO ASTM STANDARDS. SEEKING NPSA (AU) REVIEW.


MADE IN USA.

Additional Info:

- Push/Pull Hooks on Y-head
- Graphite Reinforced Head Joint
- Extreme Temperature Durable Head
- Reflective Tape
- Safety Yellow Fiberglass Reinforced Pipe
- Large Protective Hand Grip
- Reflective Label



Tapped End Plug



Lap Link Tool



Large Protective Grip



www.billypugh.com